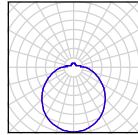



TITAN T2,T3



TECHNICAL DATA

| | | | |
|------------------------|---|-------------------|------------------|
| Light source | LED module Osmont L16B, L16C, L43C | incandescent lamp | fluorescent lamp |
| Chromacity temperature | 3000K, 4000K | by source | by source |
| CRI | 3000K Ra>80, 4000K Ra>80 | by source | by source |
| Power source | Tridonic | - | Tridonic |
| Energy class | A++ | by source | by source |
| Input voltage | 230V | | |
| IP | IP41 | | |
| Shade | opal polycarbonate (PC) or opal polymethylmetacrylate (PM) | | |
| Shade attachment | with folding holders | | |
| Shock resistance | IK10 (shade PC) | | |
| Pendant | stainless steel wire pendants with transparent supply cable in lenght 1000 mm | | |
| Color | white | | |
| Mounting | ceiling | | |
| Applications | industrial premises, corridors | | |

VARIANTS

LED:

| | Type | Input [W] | Luminous flux LED [lm] | | Luminous flux of luminaire [lm] | | | | Possibility DIM (DALI) | Warranty [yrs]* |
|----------|-------------------------------|-----------|------------------------|-------|---------------------------------|------|-------|------|---------------------------|-----------------|
| | | | 3000K | 4000K | 3000K | | 4000K | | | |
| | | | | | PC | PM | PC | PM | | |
| TITAN T2 | LED-1L16C07ZT11/Px08/L100.000 | 28 | 3690 | 3890 | 2440 | 2550 | 2570 | 2680 | • | 5 |
| | LED-1L16B07ZT11/Px08/L100.000 | 36 | 4850 | 5070 | 3200 | 3200 | 3350 | 3500 | • | 5 |
| TITAN T3 | LED-2L43C07ZT11/Px09/L100.000 | 37 | 5050 | 5330 | 3330 | 3490 | 3520 | 3680 | • | 5 |
| | LED-2L43C10ZT11/Px09/L100.000 | 56 | 7250 | 7640 | 4790 | 5000 | 5050 | 5270 | • | 5 |

LED emergency combined:

| | Type | Input [W] | Luminous flux LED [lm] | | Luminous flux of luminaire [lm] | | | | Luminous flux LED in emergency mode | | T [hrs] | Type of battery | Warranty [yrs]* |
|----------|------------------------------------|-----------|------------------------|-------|---------------------------------|------|-------|------|-------------------------------------|------|---------|--------------------|-----------------|
| | | | 3000K | 4000K | 3000K | | 4000K | | [%] | [lm] | | | |
| | | | | | PC | PM | PC | PM | | | | | |
| TITAN T2 | LED-1L16C07ZT11/Px08/L100/NK1W.000 | 28 | 3690 | 3890 | 2440 | 2550 | 2570 | 2680 | 4 | 150 | 3 | Ni-Cd (3,6V/1,6Ah) | 5 |
| | LED-1L16B07ZT11/Px08/L100/NK1W.000 | 36 | 4850 | 5070 | 3200 | 3200 | 3350 | 3500 | 3 | 150 | 3 | Ni-Cd (3,6V/1,6Ah) | 5 |
| TITAN T3 | LED-2L43C07ZT11/Px09/L100/NK1W.000 | 37 | 5050 | 5330 | 3330 | 3490 | 3520 | 3680 | 3 | 150 | 3 | Ni-Cd (3,6V/1,6Ah) | 5 |
| | LED-2L43C10ZT11/Px09/L100/NK1W.000 | 56 | 7250 | 7640 | 4790 | 5000 | 5050 | 5270 | 2 | 150 | 3 | Ni-Cd (3,6V/1,6Ah) | 5 |

STANDARD:

| | Type | Input [W] | Socket | Type of lamp | Possibility |
|----------|---------------------|-----------|---------|--------------|-------------|
| | | | | | DIM (DALI) |
| TITAN T2 | IN-22ZT11/PC08/L100 | 2x60 | 2xE27 | - | - |
| | IN-22ZT11/PM08/L100 | 2x40 | 2xE27 | - | - |
| | E-26ZT11/Px08/L100 | 2x26 | 2xG24q3 | TC-DEL | • |
| TITAN T3 | IN-32ZT11/PC09/L100 | 3x60 | 3xE27 | - | - |
| | IN-32ZT11/PM09/L100 | 3x40 | 3xE27 | - | - |
| | E-46ZT11/Px09/L100 | 4x26 | 2xG24q3 | TC-DEL | • |

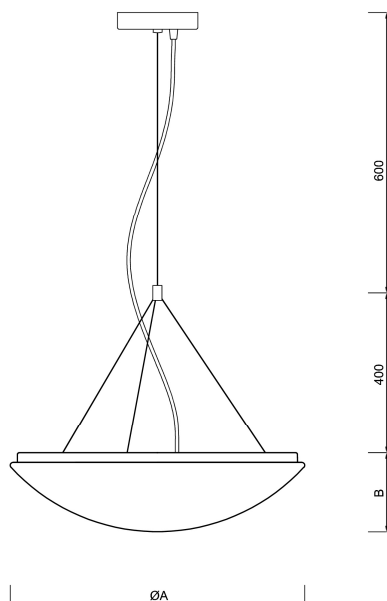
Px – shade PC or PM

.000 – 3000K or 4000K

* - warranty on LED modules and power sources

DIMENSIONS

DIMENSIONS OF LUMINAIRE [mm]:



| | ØA | B |
|----------|-----|-----|
| TITAN T2 | 400 | 115 |
| TITAN T3 | 500 | 130 |

MOUNTING DIMENSIONS [mm]:

